

# CUDA®

Kärcher Group




## THE NEXT LEVEL OF PARTS CLEANING

The Safe, No-Solvent Solution to Cleaning Parts Automatically

CUDA KÄRCHER GROUP | FRONT-LOAD AUTOMATIC AQUEOUS PARTS WASHER

# THE SIMPLE CHOICE FOR CLEANING.

Rugged, high-capacity Cuda Kärcher Group Automatic Parts Washers use pressurized hot water and specialized industrial detergents to safely blast away dirt, grease and grime while you're doing more productive work. Whether the parts you're cleaning are big or small, wide or narrow, heavy or lightweight, we have the automatic parts washer ideal for the job. With load capacities ranging from 500 to 5,000 lbs. and a space saving footprint, our front-load models are the simple solution for your parts cleaning applications.



### **Simple Performance**

Cuda Kärcher Group specializes exclusively in parts washers and accessories. Our parts washers effectively clean a variety of parts made of metal, plastic and even rubber. These systems are capable of cleaning small parts to large assemblies, limited only by the size of the cabinet itself and are especially effective in removing petroleum products, dirt carbon, and metal shavings. You can count on us to be the innovators in parts washers. The bottom line is you not only get top performance, you get more standard features and options than with any other brand.

### **Simply Automatic**

Why waste time cleaning parts manually? With Cuda Kärcher Group, you simply load the parts, close the roll-in door and push start. A single one of our parts washers can typically support three to four technicians or mechanics who would otherwise spend hours washing parts by hand exposed to harmful solvents. Our parts washers allow them to concentrate on jobs that produce income, which means your Cuda Kärcher Group parts washer could pay for itself in a year or less.

### **Environmentally Friendly, Safe To Use**

Solvents are a thing of the past. Cuda Kärcher Group parts washers are based on safe aqueous cleaning, so you eliminate the potential health hazards and disposal problems related to solvent use.

### **Nationwide Support**

When you buy a parts washer from us, you're assured of timely, professional service and support through our national network of distributors. They can provide you expert advice and support because they specialize exclusively in parts-washing equipment and supplies.

### **Specialized Detergents**

Cuda Kärcher Group detergents are designed specifically for use in our parts washers. We carefully design, blend and manufacture our own detergents to ensure they outperform all other parts cleaning detergents in the industry.

### **Global Cleaning Leader**

Kärcher is recognized globally as a leader in cleaning solutions. In North America, Cuda Kärcher Group automatic parts washers deliver effective, time-saving solutions for professionals.

# SIMPLY EFFICIENT

The Cuda Kärcher Group line of automatic aqueous parts washers has provided a safe and time-saving cleaning solution for thousands of repair shops and other businesses for over 25 years. The many standard and optional features available with your Cuda are all designed to save you time and money.



**Control panel** (all models) includes low-water indicator light, oil skimmer, heater & wash-cycle timers and turntable ON/OFF switch.



**Optional deluxe kit** (all models) includes a fold-down detail tray, a detail brush that aids in cleaning those delicate or lightly soiled parts and a pneumatic power brush for those pieces that need cleaning attention. A dedicated sump (see below) also is part of the optional Deluxe Kit.







**Automatic low-water shutoff** (standard all models) enhances safety and protects heating element by automatically turning the unit off if the water level drops too low.



**Recessed entry** allows easy-access to the entire wash area and minimizes stooping and lifting when loading heavy, awkward parts for cleaning.



**Optional dedicated sump** is part of the deluxe kit and is completely independent of the main sump so it can be filled with any type of cleaning solution.



**Optional drop-in parts tree** slips into a recessed pocket of the turntable. Preferred package also includes small parts basket, containment ring and oil drain container.




**Optional two-tier turntable** adds second level parts containment for greater parts washing capacity.



**Built-in oil skimmer** (standard all models) and optional oil drain container removes & collects oil from cleaning solution in sump.



**Removable debris screen** (standard all models) prevents small particles and loose parts from entering the cleaning solution, ensuring blockage-free spray-nozzle operation.



**Door safety switch** protects the operator from hot water spray if roll-in door is opened.



**Retractable intermediate spray arm** rotates down to clean small parts with or without the optional double-basket.



**Designed for Safety**, all standard Cuda Kärcher Group models are ETL-Certified to the UL-73 standards. The ETL certification is proof that your Cuda has been independently tested and is in compliance to North American safety standards.

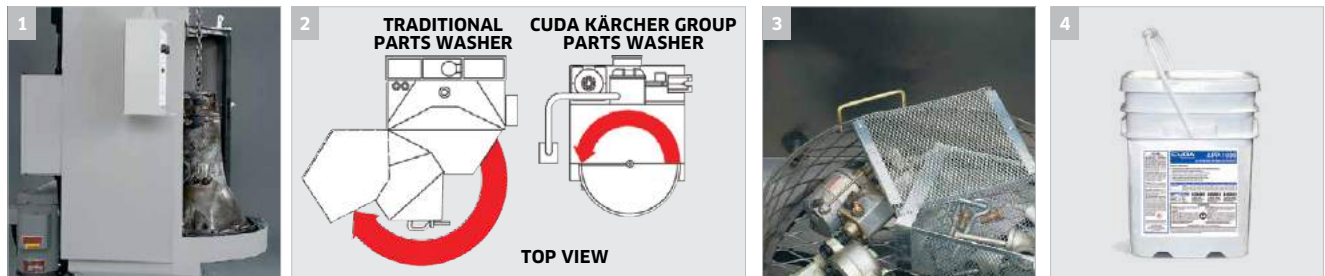
# FRONT-LOAD AUTOMATIC PARTS WASHERS



## Your go to choice when bigger cleaning is required.

Capable of up to 5,000 pounds turntable load capacity, Cuda Kärcher Group front-load parts washers are easy to use. Completely automatic and solvent-free, these rugged “industrial-sized dishwashers” greatly simplify your parts cleaning. Ergonomics and environmental-friendliness blend nicely in our line of front-load parts washers with turntables located knee-high, control panels chest-high, and a curved, recessed entry that allows for easy loading and un-loading. The unique space saving roll-in door design in our front-load parts washers allow easy access to the wash chamber and prevents the wash solution from dripping on the floor. Seven series are available in a variety of electrical configurations. Our front-load parts washers are ideal for any industry cleaning all parts up through even the most extra-large components.

- Choose from Seven Series Models
- Load Capacity 500 to 5,000 Lbs.
- 3 HP to 7.5 HP Vertical, Seal-less Pump
- 50 to 200 GPM @ 45 to 50 PSI
- Sump Capacity 40 to 200 Gallons
- 208V, 230V, 460V, and 575V Configurations



### 1 Recessed Entry

- Easy-access to the entire wash area.
- Reduces loading difficulty for unwieldy parts.

### 2 Compact Footprint

- Space saving roll-in door allows easy access to the wash chamber.
- Prevents wash solution from dripping on the shop floor.

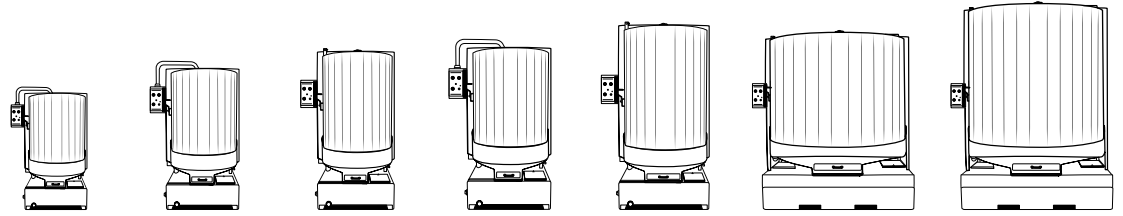
### 3 Customize and Accessorize

- Customize your parts washer to tailor to your specific needs and washing will become the easiest part of the work day.

### 4 Extend your warranty

- The 90-day labor warranty for all Cuda Kärcher Group parts washers is automatically extended to a 1-year labor warranty with exclusive use of Cuda Kärcher Group detergents. Cuda parts washers are also covered by a 1-year parts warranty.

# TECHNICAL DATA AND EQUIPMENT



**2530 SERIES      2840 SERIES      2848 SERIES      3648 SERIES      4860 SERIES      7248 SERIES      7272 SERIES**

<b>Working Height</b>	30"	40"	48"	48"	60"	48"	72"
<b>Turntable Diameter</b>	25"	28"	28"	36"	48"	72"	72"
<b>Turntable Load Cap*</b>	500 lbs	1000 lbs	1000 lbs	2500 lbs	5000 lbs	5000 lbs	5000 lbs
<b>Number of Nozzles</b>	12	12	18	21	26	26	32
<b>Pump Motor</b>	3 HP	3 HP	5 HP	7.5 HP	7.5 HP	7.5 HP	7.5 HP
<b>Pump Capacity</b>	50 GPM / 45 PSI	50 GPM / 45 PSI	110 GPM / 50 PSI	150 GPM / 50 PSI	200 GPM / 50 PSI	160 GPM / 45 PSI	180 GPM / 40 PSI
<b>Sump Capacity</b>	40 gal	50 gal	50 gal	113 gal	156 gal	200 gal	160 gal
<b>Electric Heater</b>	6 kW	6 kW	9 kW	(2) 9 kW	(2) 9 kW	(2) 9 kW	(2) 9 kW
<b>Operating Temp</b>	150° – 170°	150° – 170°	150° – 170°	150° – 170°	150° – 170°	150° – 170°	150° – 170°
<b>Electrical</b> (Volts / Phase / Amps)	208 / 1 / 42	208 / 1 / 42	208 / 1 / 64	-	-	-	-
	208 / 3 / 25	208 / 3 / 25	208 / 3 / 40	-	-	-	-
	230 / 1 / 38	230 / 1 / 38	230 / 1 / 58	-	-	-	-
	230 / 3 / 23	230 / 3 / 23	230 / 3 / 36	230 / 3 / 58	230 / 3 / 67	230 / 3 / 58	230 / 3 / 58
	460 / 3 / 11	460 / 3 / 11	460 / 3 / 17	460 / 3 / 32	460 / 3 / 32	460 / 3 / 32	460 / 3 / 32
	575 / 3 / 9	575 / 3 / 9	575 / 3 / 14	575 / 3 / 28	575 / 3 / 26	575 / 3 / 26	575 / 3 / 26
<b>Dimensions (L x W x H)</b>	48" x 45" x 74"	51" x 50" x 80"	51" x 50" x 88"	57" x 49" x 94"	75" x 66" x 105"	100" x 85" x 100"	100" x 85" x 126"
<b>Stainless Steel Models**</b>	■	■	■	■	-	-	-

\*Load capacity was determined with even weight distribution    \*\*Series also available in stainless steel with standard cast pump.

## Standard Accessories

Preferred Options Package    Contains Parts Tree, Small Parts Basket, Containment Ring, Oil-Drain Container

NOTE: Preferred Options Package not available for 7248 series

## Optional Accessories

Automatic Water Fill	Two-Tier Turntable ● †
Containment Ring	Stainless Steel Handle Kit, assembled ‡
Filtration †	Oil Drain Container
Filtration & Sump Sweep †	Hour Meter
2 Stage Filtration ▲	PK-100D Sump Cleaner (Not available for 7248 Series)
2 Stage Filtration & Sump Sweep ▲	PK-100D Filter Bag (Not available for 7248 Series)
60 Mesh for Debris Screen Tray Insert	Wastewater Drum Evaporator Belt (Not available for 7248 Series)
4 Hook Parts Tree	Light Duty Small Parts Basket (8" x 8" x 4") (Not available for 7248 Series)
6 Hook Parts Tree (7272 Series only)	Lid for Light Duty Small Parts Basket ‡
Heater Timer 24 hour 7 day	Light Duty Medium Parts Basket (16" x 12" x 6")
Heater Timer & Skimmer 24 hour 7 day	Lid for Light Duty Medium Parts Basket ‡
12" Height Extension (2848/4860 Series only)	Gray Spray Paint
12" Stainless Steel Height Extension (2848/4860 Series only)	Vertical Center Wash Bar (7272 Series only)

Deluxe Kit: Detail and Power Brush with Side Sink and Side Sump

● Requires Light Duty Small Parts Basket and Containment Ring sold separately, not for height extended machines    † 2848 Series & Smaller Only    ▲ Only 3648 Series & Larger Only

‡ Not available for 7248/7272 Series

Contact us for more information:

**Cuda Kärcher Group**

4275 NW Pacific Rim Blvd  
Camas, WA 98607

Tel. 888-319-0882

Fax. 800-535-9164

CudaKarcherGroup.com